

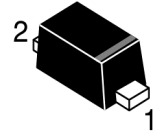


1SS400CS Switching diode



1. FEATURES

- We declare that the material of product compliance with RoHS requirements and Halogen Free.
- Extremely small surface mounting type.
- High Speed.
- High reliability.



SOD-923

2. DEVICE MARKING AND ORDERING INFORMATION

Marking : 3

3. MAXIMUM RATINGS(Ta = 25°C)

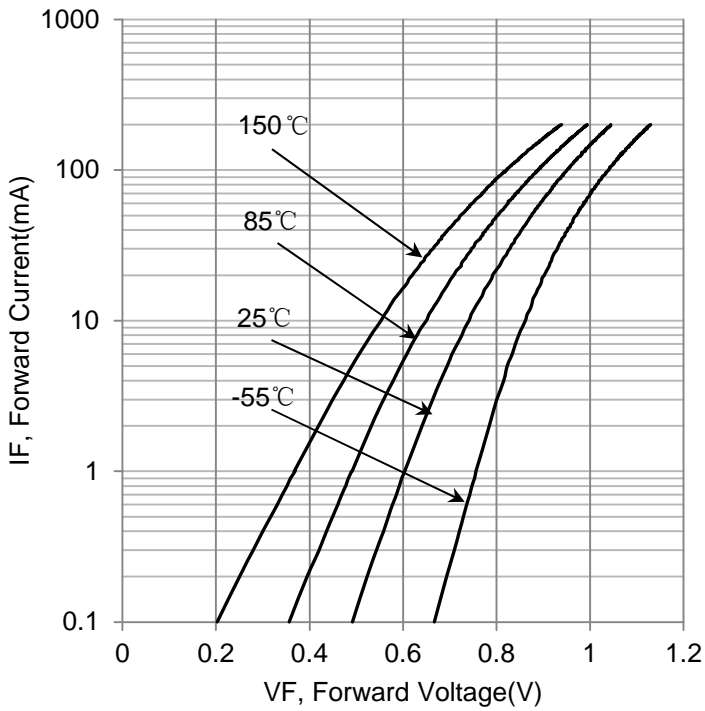
Parameter	Symbol	Limits	Unit
Peak reverse voltage	VRM	90	V
DC reverse voltage	VR	80	V
Peak forward current	IFM	225	mA
Mean rectifying current	IO	100	mA
Surge current (1s)	Isurge	500	mA
Junction temperature	Tj	150	°C
Storage temperature	Tstg	-55~+150	°C

4. ELECTRICAL CHARACTERISTICS

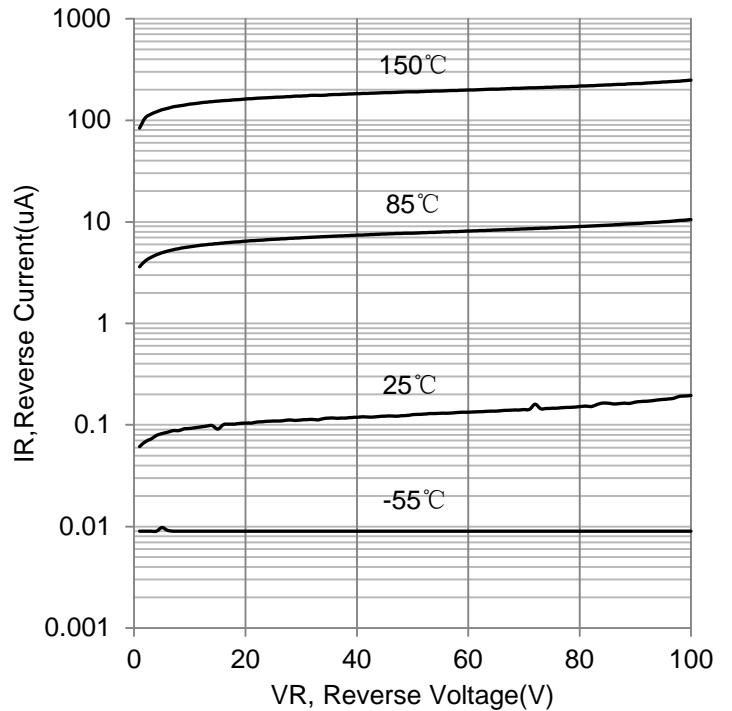
Characteristic	Symbol	Min.	Typ.	Max.	Unit
Forward voltage (IF =100mA)	VF	-	-	1.2	V
Reverse current (VR =80V)	IR	-	-	0.1	μA
Capacitance between terminals (VR =0.5V , f=1MHz)	CT	-	0.72	3	pF
Reverse recovery time (VR =6V , IF =10mA , RL =100Ω)	trr	-	-	4	nS



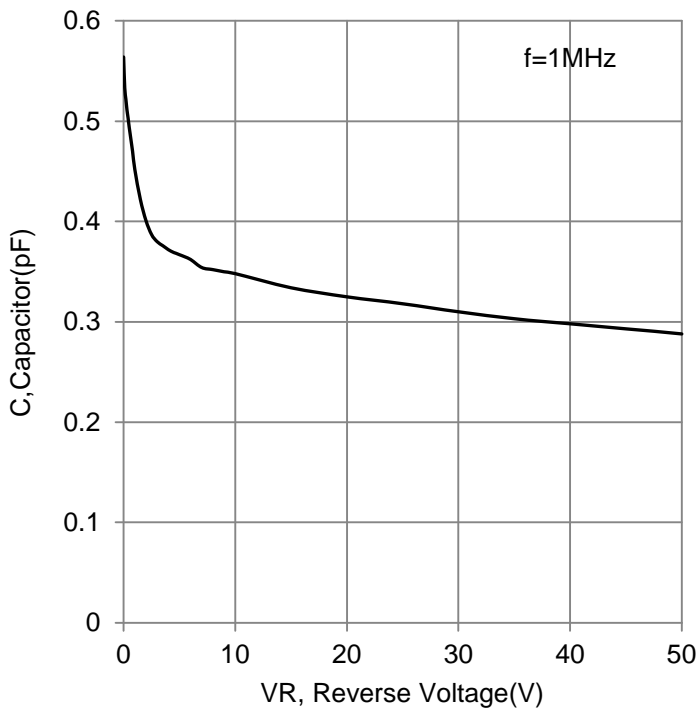
5.ELECTRICAL CHARACTERISTICS CURVES



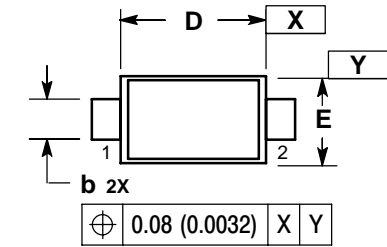
Forward Characteristics



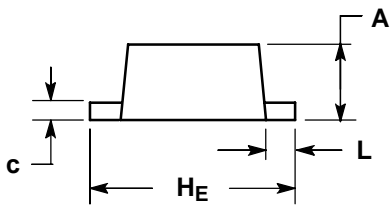
Reverse Characteristics



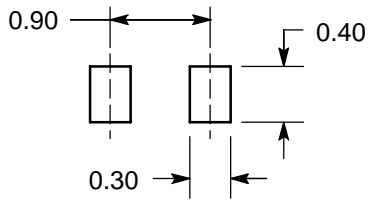
Capacitor Characteristics



DIM	MILLIMETERS			INCHES		
	MIN	NOM	MAX	MIN	NOM	MAX
A	0.35	0.40	0.45	0.013	0.016	0.020
b	0.20	0.25	0.30	0.008	0.010	0.012
c	0.07	0.12	0.17	0.003	0.005	0.007
D	0.75	0.80	0.85	0.030	0.031	0.033
E	0.55	0.60	0.65	0.022	0.024	0.026
H _E	0.95	1.00	1.05	0.037	0.039	0.041
L	0.07	0.10	0.15	0.003	0.004	0.006



SOLDERING FOOTPRINT



DIMENSIONS: MILLIMETERS